



To: All WRS Users
From: WRS Development Team
Date: 1/10/14
Re: System Update to WRS Health

The WRS Development Team will be performing a software update to the WRS Health System on or about January 10, 2014. Please note that some functionality is being added in preparation for Meaningful Use Stage 2. This release will include the following:

ELECTRONIC PREVENTATIVE SERVICES SELECTOR (ePSS)

Functionality has been added to help primary care clinicians identify clinical preventive services that are appropriate for their patients. This page can be viewed by going to the **EMR Note>Orders & Procedures** page, select the **Show Test Due** button (top left).

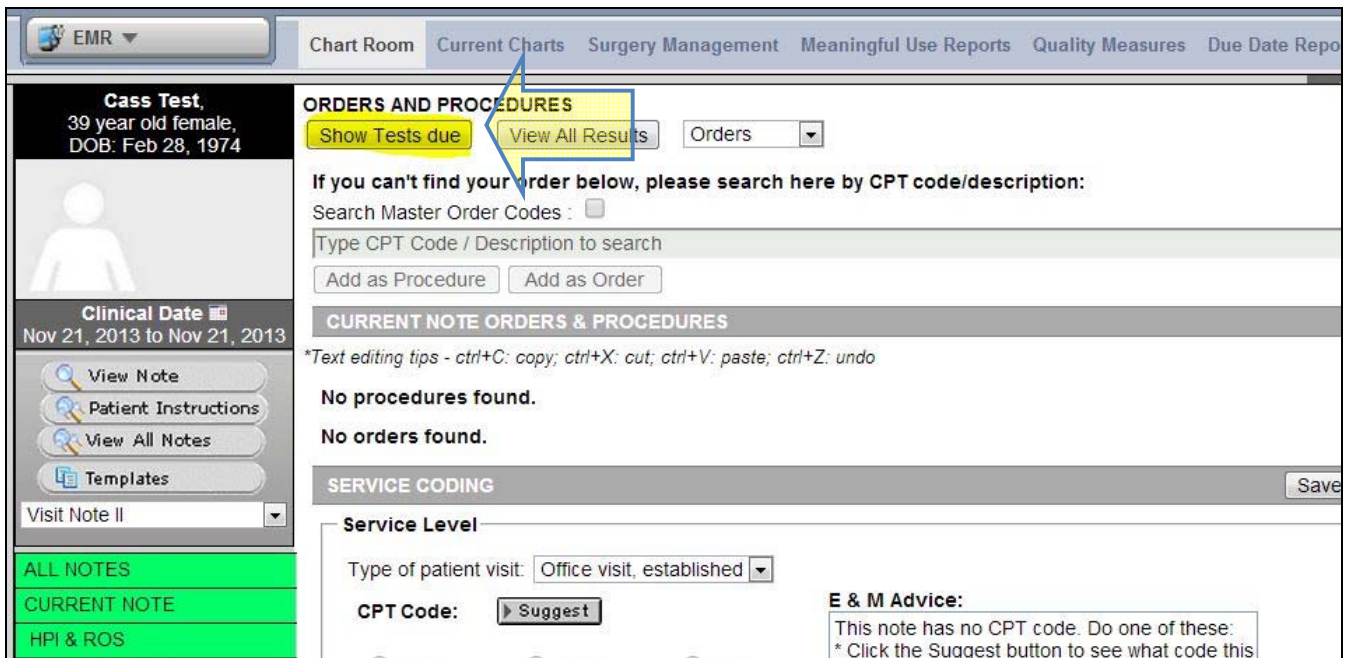


Figure 1: EMR Note>Orders & Procedures page>Show Tests Due

Once selected, a popup will open. This displays ePSS data in tabular form.

TEST, CASS Sex: Female
 SSN: 333224444
 DOB: 02/28/1974
 Home: 555-5555555
 E-mail: clamboy+cass+cass@wrshealth.com

Rule Name	Rule Description	Test	Medication	Allergy	ICD Code	CPT Code in rule last ordered	Due Date	Last Ordered	Test Result CPT	Test Result Value	Communication Method
<input type="checkbox"/> Screening for Hearing ages 20-50		<input checked="" type="checkbox"/> Patient due for at least one of the tests listed below.			389.9						
Encounter Rule Test											

patient notified about test
[Make Appointment](#)
 Medium used to contact patient:

Grade A | Grade B | Grade C | Grade D | Grade I

Title : Cervical Cancer: Screening -- Women 21 to 65 (Pap Smear) or 30-65 (in combo with HPV testing)
Recommendation : *This recommendation statement applies to women who have a cervix, regardless of sexual history. This recommendation statement does not apply to women who have received a diagnosis of a high-grade precancerous cervical lesion or cervical cancer, women with in utero exposure to diethylstilbestrol, or women who are immunocompromised (such as those who are HIV positive).*The USPSTF recommends screening for cervical cancer in women age 21 to 65 years with cytology (Pap smear) every 3 years or, for women age 30 to 65 years who want to lengthen the screening interval, screening with a combination of cytology and human papillomavirus (HPV) testing every 5 years.
Frequency Of Service : Screening women age 21 to 65 years every 3 years with cytology provides a reasonable balance between benefits and harms. Among women age 30 to 65 years, HPV testing combined with cytology (co-testing) every 5 years offers a comparable balance of benefits and harms and is therefore a reasonable alternative for women in this age group who would prefer to extend the screening interval. Screening with cytology more often than every 3 years confers little additional benefit, with large increases in harms, including additional procedures and assessment and treatment of transient lesions.

Figure 2: EMR Note>Orders & Procedures page>Show Tests Due

SEXUALLY ACTIVE FIELD

Functionality has been added to include **Sexually Active** status in Social History. This can be found under **Patient Management > Social History > Sexually Active**. Select the checkbox for **'Yes'** or **'No'**. This information will be used in the ePSS. It is also available in the **Histories & Habits** page of the EMR.

Manage Patients Patient Registration Patient Search Demographic Reports

Providers Directives Account Information Appointment Search Referrals Authorizations **Compliance** Printout

Personal Information Insurance Contact Information Medical History Medications Pharmacies **Social History** DC

Current some day smoker
 Former smoker
 Never smoker
 Smoker, current status unknown
 Unknown if ever smoked
 Heavy tobacco smoker
 Light tobacco smoker

Does Patient Drink Alcohol * Yes No

Type of Alcohol Beer Liquor Wine

Number Of Drinks

Frequency Socially Minimally Infrequently Frequently

Drug Use * Yes No Type

Sexually Active Yes No

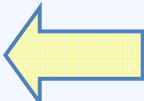


Figure 3: Patient Management>Social History>Sexually Active Status

HEALTH MAINTENANCE RULES

Functionality has been added to **Health Maintenance Rules** to offer additional filtering options for **Date of Encounter** and **Test Due Range**. This can be found under **Administration>Order Tracking Setup > Health Maintenance**.

Administration Resource Management Patient Merge Practice Setup Scheduler Setup EMR Setup Billing Setup Order Tracking Setup

Edit Messages Edit Practice OTS Settings Edit Practice Panels **Health Maintenance** Order Set Transaction Errors Message

Remove

Encounter Date Range In the last OR Between --

Medication
 Patient does not take any medication from the above list.
 Patient takes at least one medication from the above list.

Allergy
 Patient is not allergic to any allergy from the above list.
 Patient is allergic to at least one allergy from the above list.

Diagnosis
 Patient has not been diagnosed with any ICD code from the above list.
 Patient has been diagnosed with at least one ICD code from the above list.

Tests
 None of the above tests have been ordered for the patient.
 At least one of the above listed tests have been ordered for the patient.

Tests Due Range In the last OR Between --

Figure 4: Administration>Order Tracking Setup > Health Maintenance

Women's History (Pregnancy Status and Prior Birth)

Functionality has been added to allow practice users to include **Pregnancy Status & Prior Birth History** under Medical History. **Note** that this section is only available for female patients. This can be found under **Patient Management > Medical History > Pregnancy Status & Prior Birth History**.

The screenshot shows a web application interface for patient management. At the top, there are tabs for 'Manage Patients', 'Patient Registration', 'Patient Search', and 'Demographic Reports'. Below these are several sub-tabs: 'Providers', 'Directives', 'Account Information', 'Appointment Search', 'Referrals', 'Authorizations', 'Comments', and 'Printout'. The 'Medical History' tab is currently selected and highlighted in blue. Underneath, there are more sub-tabs: 'Personal Information', 'Insurance', 'Contact Information', 'Medical History', 'Medications', 'Pharmacies', 'Social History', and 'DC'. The 'Medical History' sub-tab is active, showing a table with columns for 'Father', 'Insurance', 'Contact Information', 'Medical History', 'Medications', 'Pharmacies', and 'Social History'. The table contains one entry for 'Father' with the name 'Lamboy, Cassandra' and date '09/18/2013'. The medical history section lists conditions: '-Headache', '-High cholesterol', '-Alcoholism', '-Arthritis', and '-Emphysema'. There are 'Edit' and 'Delete' links for each entry. Below the table, there is a checkbox labeled 'Patient has not denied the presence of any specific family histories.' and a '+ Add New Family History' button. The 'Immunization' section has a table with columns 'Immunization', 'Doctor', 'Date', 'Edit', and 'Delete'. It lists 'DTaP' and 'OPV' with 'Unknown, Doctor' as the doctor and 'Unknown' as the date. Below this is a radio button selection for 'Patient's immunization records are up to date' with 'Yes' selected. There is a '+ Add New Immunization' button. The 'Pregnancy Status' section has a '+ Add New Pregnancy Status' button. A yellow arrow points to this section. The 'Prior Births' section has a '+ Add New Prior Birth' button.

Immunization	Doctor	Date	Edit	Delete
DTaP	Unknown, Doctor	Unknown	Edit	Delete
OPV	Unknown, Doctor	Unknown	Edit	Delete

Figure 4: Patient Management > Medical History > Pregnancy Status & Prior Birth History

To add a **Pregnancy Status** select **+Add New Pregnancy Status** and select **Yes** or **No** for Pregnant. Then, add **Due Date** and / or **Last Menstrual Period Date**.

Providers	Directives	Account Information	Appointment Search	Referrals	Authorizations	Comments	Printout
Personal Information	Insurance	Contact Information	Medical History	Medications	Pharmacies	Social History	DC

Patient does not have any family history to record.

Patient has not **denied the presence** of any specific family histories.

+ Add New Family History

Immunization

Patient's immunization records are up to date Yes No

+ Add New Immunization

Pregnancy Status

+ Add New Pregnancy Status

* = Required

Pregnant? Yes No

Due Date : April / 28 / 2014

Last Menstrual Period date July / 31 / 2013

Submit **Cancel**

Figure 5: Patient Management > Medical History > Pregnancy Status > +Add New Pregnancy Status

Under the **Prior Birth** section of the page, users can select **+Add New Prior Birth** for inclusion in the new **Women's History** portion of the note. The user can then enter **Birth Date, Sex** and **Name** for each **Prior Birth**. Data will be displayed in tabular format, once the information is saved. This information is also displayed under the **History & Habits** section of the EMR.

Providers	Directives	Account Information	Appointment Search	Referrals	Authorizations	Comments	Printout
Personal Information	Insurance	Contact Information	Medical History	Medications	Pharmacies	Social History	DC

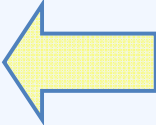
Patient's immunization records are up to date Yes No

+ Add New Immunization

Pregnancy Status

Added By	Reported Date	LMP Date	Pregnancy?	Due Date	Edit	Delete
Barbalich, Resa	01/08/2014	07/31/2013	Yes	04/28/2014	Edit	Delete

+ Add New Pregnancy Status

Prior Births 

+ Add New Prior Birth

* = Required

Birth Date : / /

Sex: Male Female

Name:

Submit **Cancel**

Figure 6: Patient Management > Medical History > Pregnancy Status> +Add New Prior Birth

Additionally, a new option to display **Women's History** as part of the practice default **Note Template Format** has been added. This can be found under **Administration>EMR Setup>Note Display Templates**. Select **Show Women's Health History** to display this information in all notes, as applicable.

Resource Management Patient Merge Practice Setup Scheduler Setup **EMR Setup** Billing Setup Order Tracking Setup Medication Setup System Settings Logs

SET Allergy Setup Allergy Panel Setup Note Misc. Note DoubleCheck HPI Templates Superbill Categories CPT Superbill ICD Superbill Template Clone Tool Referral Note

Setup Vital Sign Management Upload Category Management Medical Condition Management Surgery History Management **Note Display Templates** Surgical

Procedures Assessment Status Management Drawing Library Supervising Providers Exam Rooms **Admin**

Font size: 11 pt(extra large) ▼

Include practice logo:

Include CPT and ICD9 codes:

Show abnormal in red and italic font:

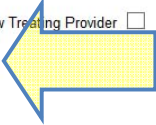
Show Denied Medical Conditions:

Show Denied Family History:

Medical History: Show Treating Provider Show Date Condition Began Show Inactive Conditions

Surgery History: Show Treating Provider Show Date

Immunization History: Show Treating Provider Show Date

Show Women's Health History: 

Show Unknown Social History:

Show Social History:

Show Immunization History:

Include Service Coding:

Submit

Figure 7: Administration>EMR Setup>Note Display Templates>Show Women's Health History

Additional Enhancements & Adjustments

Several enhancements and adjustments have been made to overall system functionality. These include, but are not limited to, the following items:

- Race, Ethnicity and Language Preference have been updated to comply with meaningful use stage 2 requirement. This can be found under **Patient Management > Personal Information**.
- Smoking history has been updated to 8 statuses as required by meaningful use stage 2 guidelines. This can be found under **Patient Management > Social History**.
- An exciting new selection of designer-created website skins have been added under **Administration>Practice Setup>Edit Website Style**
- Auto-population of PQRI Code G8553 has been removed from the claim generation process. This code is no longer effective for claims with a Date of Service of January 1, 2014 or later.