



To: All WRS Users  
From: WRS Development Team  
Date: 02/03/17  
Re: Updates to the WRS Health System

---

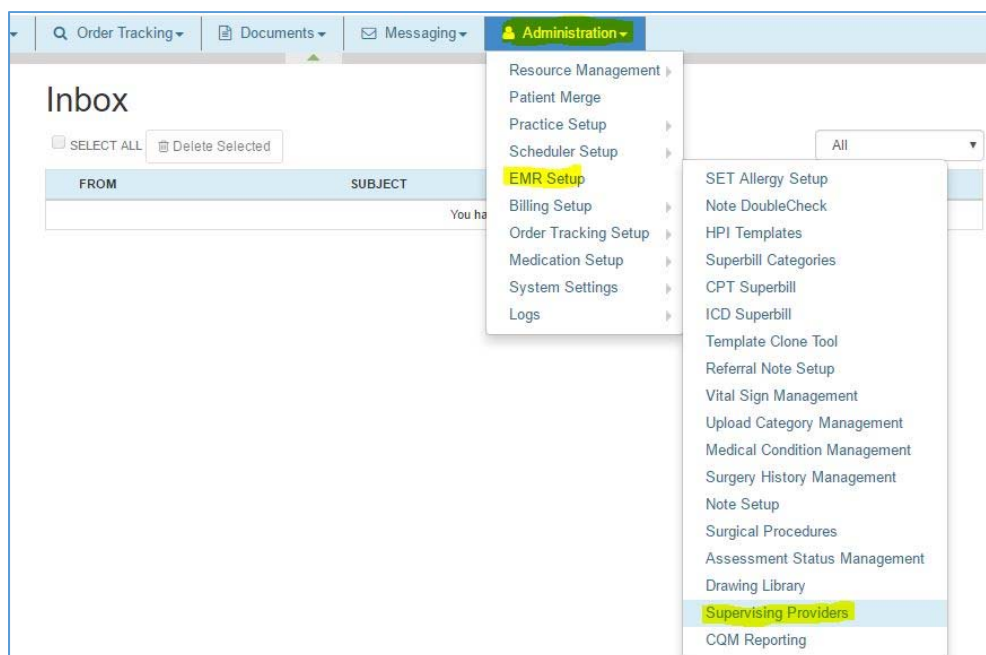
WRS is proud to announce the release of several important software additions and enhancements, including an optimized workflow. Below is an explanation of these enhancements and instructions on how to enable and use each. Items include:

- 1. ENHANCEMENTS FOR BIDIRECTIONAL LAB WORKFLOW**
- 2. ENHANCEMENTS TO BILLING SUMMARY**
- 3. NEW TELEHEALTH VALUE FOR BOX 24B - PLACE OF SERVICE (OPTIONAL)**
- 4. NEW - PATIENT LOCATION REGISTRATION (OPTIONAL)**

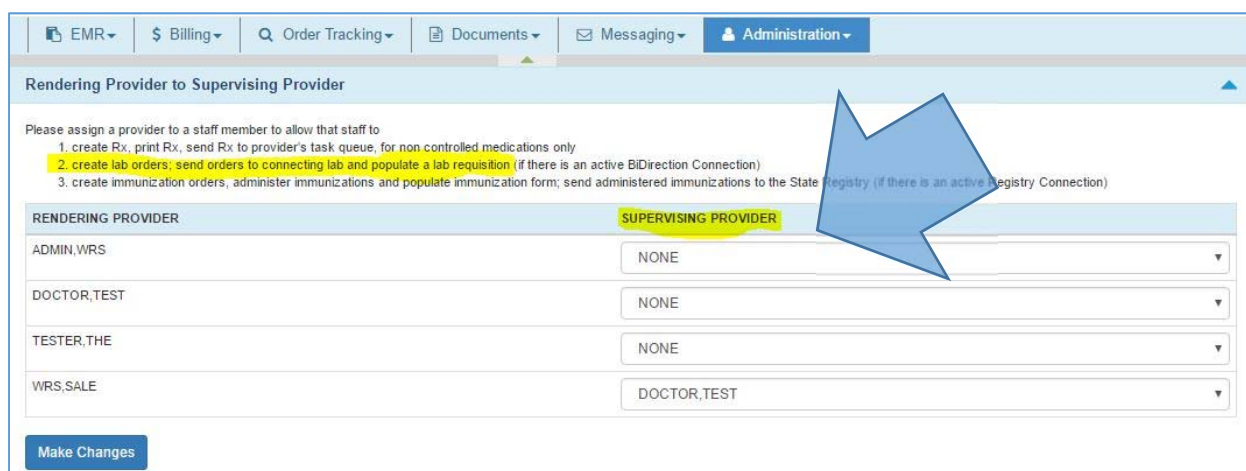
#### **ENHANCEMENT TO BI-DIRECTIONAL LAB WORKFLOW**

*Note this change only applies to clients who have active bidirectional lab connections, who currently electronically send and receive orders to/from labs.*

Enhancements have been made to the electronic lab ordering process to create an optimal workflow. These changes allow ancillary staff, who add orders on behalf of a provider, to send content as a provider's designee. This data will be captured as discreet data on reports and crediting this activity on Meaningful Use and MIPS reports. Settings for this functionality is found under **ADMINISTRATION > EMR SETUP > SUPERVISING PROVIDERS:**



Assigning a **Supervising Provider** to an ancillary staff member (medical assistant, nurse, etc) allows lab data to be recognized as “per the provider” in MIPS and Meaningful Use Reports. In some practices staff may work under multiple providers at varying dates. For this setting, you need only to “assign” that provider once. If a provider, not indicated as the “supervising” provider, is assigned to the note, then their name will be the name identified on the order, prescription, immunization; this user’s name will supersede the “**Supervising Provider’s**” name.



The practice should indicate if their default workflow is to collect specimens at the practice, or if the patient is sent to a Draw Station or The Lab. **ADMINISTRATION>PRACTICE SETTINGS:**

Practice Settings

# OF LOGIN ATTEMPTS\*: 5

SESSION TIME OUT: 120 (Minutes)

PRACTICE TIME ZONE: America/New\_York

PASSWORD PATTERN\*: Alpha Numeric -- Numeric Input Optional

PASSWORD MINIMUM LENGTH\*: 8

PASSWORD CAPITAL LETTER\*: Not Required

PASSWORDS MAY NOT BE RE-USED WITHIN\*: 180 (Days)

SYSTEM USERS MAY NOT RE-USE ANY OF THEIR LAST\*: 2 (Passwords)

EMR NOTE SHARING\*:  Private: All notes will be Private for the practice by default. That is they can not be shared automatically with another practice that is treating the same patient.  Shared: All notes will be available to be Shared with other practices using the Waiting Room Solutions system based upon your patient's request.

PRACTICE WEBSITE:  ENABLED  DISABLED

PATIENT ACCESS TO TEST RESULTS ON PATIENT PORTAL:  ENABLED  DISABLED

PATIENT ACCESS TO APPOINTMENT & REQUEST HISTORY ON PATIENT PORTAL:  ENABLED  DISABLED

PATIENT ACCESS TO VIEW SUMMARY ON APPOINTMENT HISTORY ON PATIENT PORTAL:  ENABLED  DISABLED

DO NOT ALLOW PATIENTS TO EDIT PHR AFTER ANY NOTE CREATION:  ENABLED  DISABLED

DO NOT ALLOW PATIENTS TO REGISTER VIA PATIENT PORTAL:  ENABLED  DISABLED

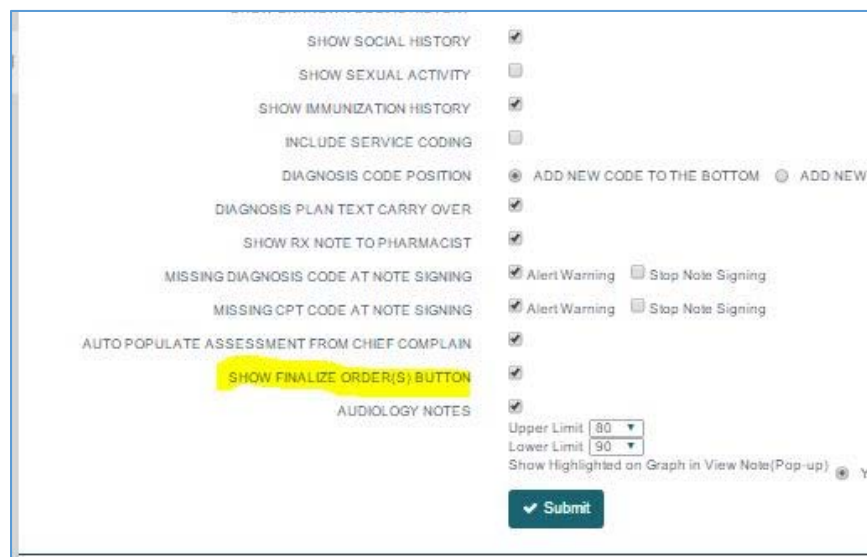
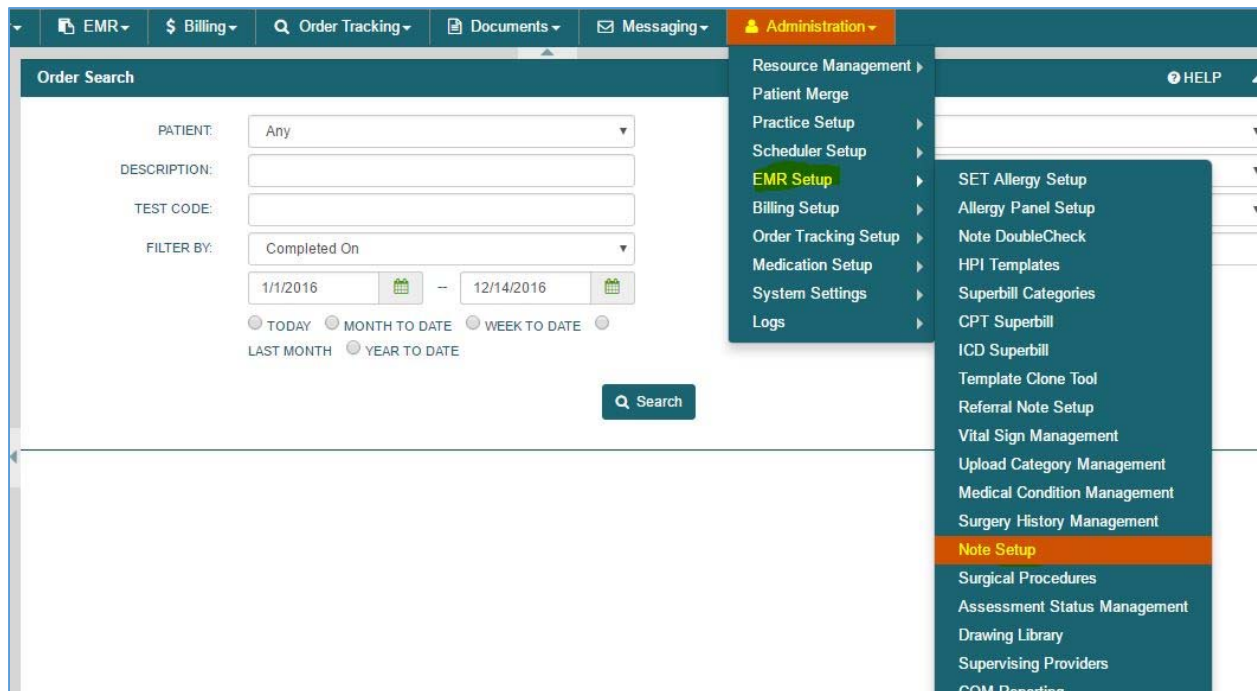
CLICK/MULTIPLE CLAIM SUBMISSION:  ENABLED  DISABLED

CPT SUPERBILL LEVEL:  PRACTICE LEVEL SUPERBILL  USER CUSTOMIZED SUPERBILL

SPECIMEN COLLECTED AT:  DRAW STATION  PRACTICE Draw Station

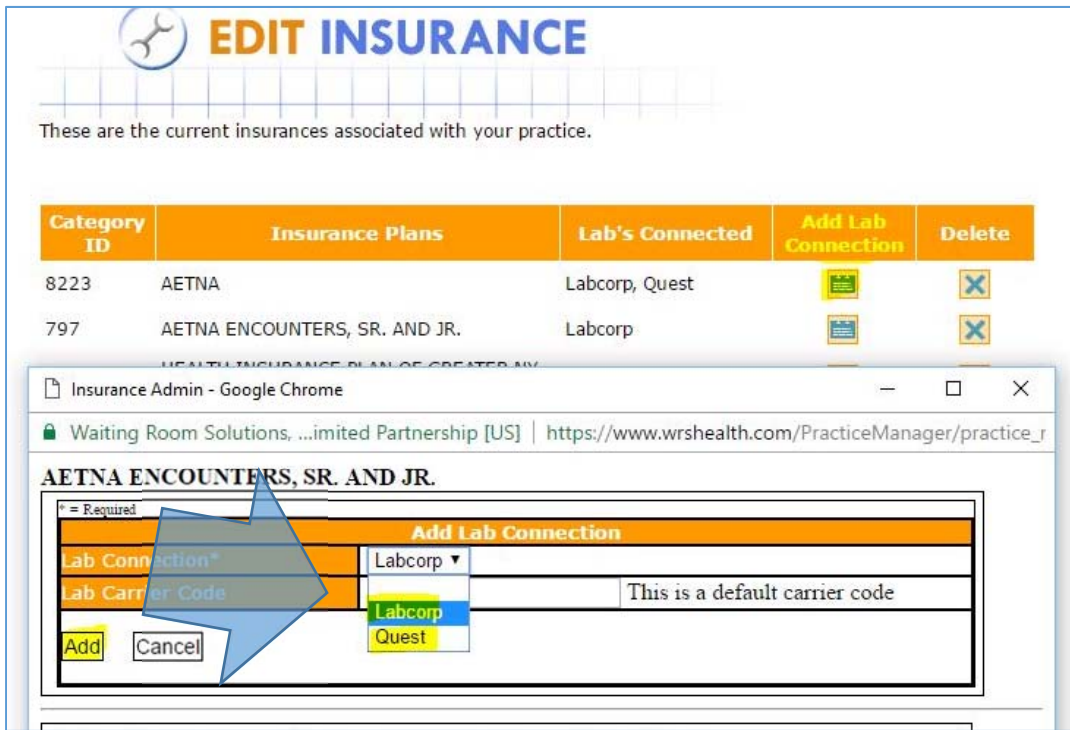
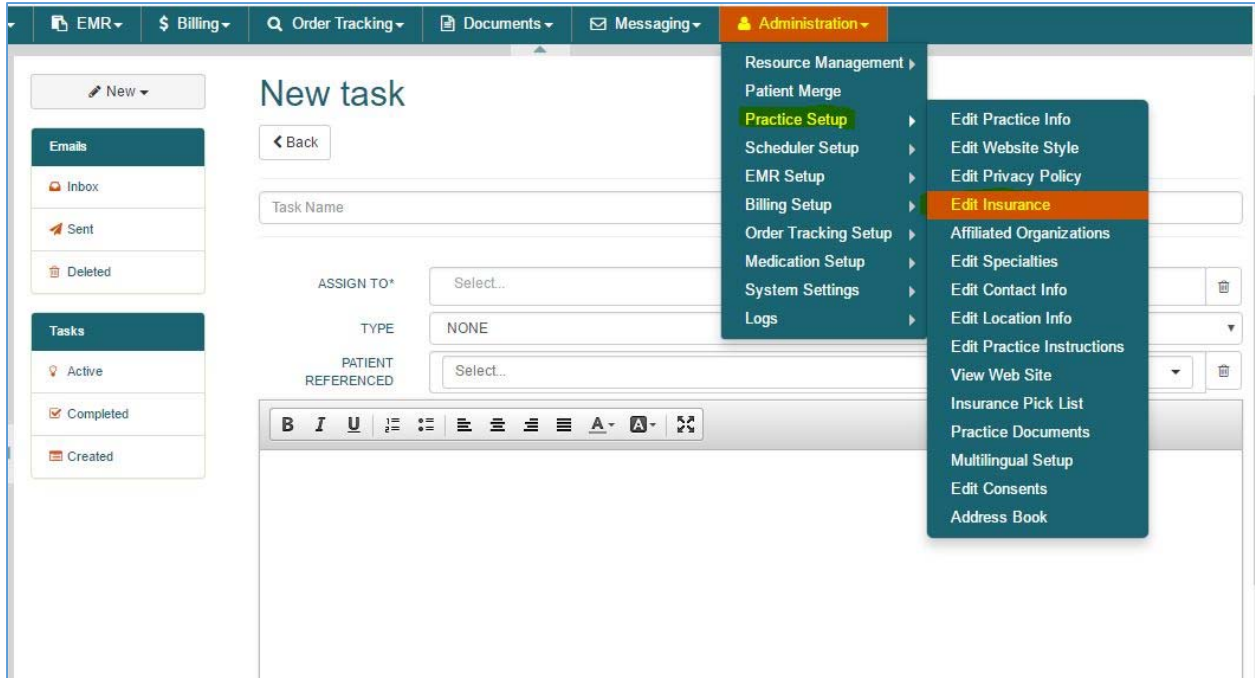
New functionality has been added to allow practices to indicate within the note itself that all Lab Orders and Diagnoses have been added/assigned to that patient for that encounter, and by-pass the “actions” of CHECK-OUT or SIGN NOTE to create the requisition. This is very helpful to those practices that use an open-running note (like Antepartum Notes) to add new Lab Orders per encounter and create a new instance of a requisition that populates with those newly created orders.

Create this functionality through: **ADMINISTRATION>EMR SETUP>NOTE SETUP>SHOW FINALIZE BUTTON**



Practices must still assign their correct Lab Connections to the appropriate insurances (in some cases, an insurance could have more than one lab connected) from **ADMINISTRATION>PRACTICE SETUP>EDIT INSURANCES**

Always make sure this area is the mirror image of your INSURANCE PICK LIST and that your Registration Staff are using the correct Insurance ID's when registering insurances for patients.



New functionality has made the need to add LAB CORP and QUEST specific codes to your working CPT Superbill obsolete. From the Orders Page, and when adding as an ORDER, select any CPT LAB CODE, as it will be mapped directly to the associated Lab Corp or Quest code.

WRS advises that you do update your “basic” Laboratory Superbill selections (ADMINISTRATION>EMR SETUP>CPT SUPERBILL) to ensure you have the full compendium of frequently ordered labs on your Superbill for easy selection from the Orders Page.

Please Note: only Lab Corp and Quest Lab orders are currently mapped to CPT codes. We will be updating this to other labs in the future. All other Labs should continue to be added as an order by using THAT LAB SPECIFIC CODE for those Bidirectional Connections.

The screenshot shows the 'ORDERS AND PROCEDURES' section of a medical software interface. On the left, there is a patient profile for 'Test, Ajax', a 60-year-old female born on Mar 1, 1956, with a clinical date from Dec 13, 2016, to Dec 13, 2016. Below this are buttons for 'View Note', 'Instructions', 'View All Notes', and 'Templates', along with a dropdown for 'ENT Note II' and a list of notes including 'ALL NOTES', 'CURRENT NOTE', 'ENT HPI & ROS', 'Histories & Habits', 'ENT/Head/Neck', and 'Medications'. The 'Orders & Procedures' section is highlighted in yellow.

The main area displays a grid of lab tests with their CPT codes. Two blue arrows point to the 'Laboratory' tab and the 'Laboratory' column header. The grid contains the following data:

ALLERGY	Cultures	EAM Coding	Ears	Immunity Work-Up	Injections	Lab Tests Labs	Laboratory
[86611] ANTIBODY; BARTONELLA	[PA570] EBV PANEL	[86696] HSV II IGG AND IGM	[86777] TOXOPLASMOSIS TITERS				
[86652] ANTIBODY; ENCEPHALITIS, EASTERN EQUINE	[86781] FTA-ABS	[86695] HSV I IGG AND IGM	[86480] TUBERCULOSIS TEST, CELL MEDIATED IMMUNITY ANTIGEN ...				
[PA654] CRANIAL NEUROPATHY PANEL	[83036] HGB A1C	[PA669] SPUTUM C/S					

Below the grid, there are two summary tables. The first is for 'Current Procedure' with columns for 'Current Procedure', 'Comments', 'Diagnosis', 'Ordered on', and 'Action', showing 'No Current Procedures.' The second is for 'Current Order' with columns for 'Current Order', 'Comments', 'Diagnosis', 'LabName', 'Expected DOC', and 'Action'.

Once a Lab CPT has been selected as an Order for a patient that has been correctly registered with an insurance associated with Lab Corp and/or Quest, the note will display the options to add that order as either a Lab Corp Order, and/or Quest Order, or to add as CPT code (for those cases where the patient may not be getting the labs done by those laboratories).



**ORDERS AND PROCEDURES**

Test, Ajax  
60 year old female,  
DOB: Mar 1, 1956

CLINICAL DATE  
DEC 13, 2016 TO DEC 13, 2016

View Note    Instructions  
View All Notes    Templates

ENT Note II

ALL NOTES  
CURRENT NOTE  
ENT HPI & ROS  
Histories & Habits  
ENT/Head/Neck  
Medications

Orders & Procedures  
Assessment & Plan

Drawing Tool    Voice Recorder  
Note Sign off  
 Private Visit  
 Patient Portal Access  
Sign Note

Procedures    Orders    Type CPT Code / Description to search    Add    View All Results    Show Tests due

Orders

LABCORP    QUEST    ADD as CPT

draw station practice    draw station practice    [83036] HEMOGLOBIN; GLYCOSYLATED (A1C)

[LC001453] HEMOGLOBIN A1C    [QU018320] HEMOGLOBIN A1c WeAG WITH...

ALLERGY    Cultures    E&M Coding    Ears    Immunity Work-Up    Injections    Lab Corp Labs    Laboratory

[86611] ANTIBODY; BARTONELLA	[PA570] EBV PANEL	[86696] HSV II IGG AND IGM	[86777] TOXOPLASMOSIS TITERS
[86652] ANTIBODY; ENCEPHALITIS, EASTERN EQUINE	[86781] FTA-ABS	[86695] HSV I IGG AND IGM	[86480] TUBERCULOSIS TEST, CELL MEDIATED IMMUNITY ANTIGEN ...
[PA654] CRANIAL NEUROPATHY PANEL	[83036] HGB A1C	[PA669] SPUTUM C/S	

Current Procedure    Comments    Diagnosis    Ordered on    Action

No Current Procedures.

Current Order    Comments    Diagnosis    LabName    Expected DOC    Action

No Current Orders.

SERVICE CODING

Service Level    Medical Decision-making

Whichever option tag is selected, the order will be added specific to that lab. If the practice has selected the FINALIZE BUTTON action, that button will be activated, for those staff with permissions. Select the FINALIZE button when all orders and diagnoses have been added to the encounter.

**ORDERS AND PROCEDURES**

Test, Ajax  
60 year old female,  
DOB: Mar 1, 1956

CLINICAL DATE  
DEC 13, 2016 TO DEC 13, 2016

View Note    Instructions  
View All Notes    Templates

ENT Note II

ALL NOTES  
CURRENT NOTE  
ENT HPI & ROS  
Histories & Habits  
ENT/Head/Neck  
Medications

Orders & Procedures  
Assessment & Plan

Drawing Tool    Voice Recorder  
Note Sign off  
 Private Visit  
 Patient Portal Access  
Sign Note

Procedures    Orders    Type CPT Code / Description to search    Add    View All Results    Show Tests due

Orders

ALLERGY    Cultures    E&M Coding    Ears    Immunity Work-Up    Injections    Lab Corp Labs    Laboratory

[86611] ANTIBODY; BARTONELLA	[PA570] EBV PANEL	[86696] HSV II IGG AND IGM	[86777] TOXOPLASMOSIS TITERS
[86652] ANTIBODY; ENCEPHALITIS, EASTERN EQUINE	[86781] FTA-ABS	[86695] HSV I IGG AND IGM	[86480] TUBERCULOSIS TEST, CELL MEDIATED IMMUNITY ANTIGEN ...
[PA654] CRANIAL NEUROPATHY PANEL	[83036] HGB A1C	[PA669] SPUTUM C/S	

Current Procedure    Comments    Diagnosis    Ordered on    Action

No Current Procedures.

Current Order    Comments    Diagnosis    LabName    Expected DOC    Action

[83036] [Panel:HGB A1C;LC001453] HEMOGLOBIN; GLYCOSYLATED (A1C)    [E08.29]    Labcorp    12/21/1999

Finalize Order(s)    Save    Save & Next    Delete Orders    Print Orders

SERVICE CODING

Service Level    Medical Decision-making

Prior to “Finalizing” the Orders, the practice has the option of adding specific diagnoses per order which will bypass the diagnoses on the Assessment Page, and only add those diagnoses indicated with the Orders to the requisition. You can add diagnoses from searching, or by selecting from the current note assessments. If only one diagnosis applies to multiple orders, you only need to add that diagnosis once to at least one order

The screenshot shows the 'ORDERS AND PROCEDURES' section for a patient named Test, Ajax, a 60-year-old female born on Mar 1, 1956. The clinical date is DEC 15, 2016. The interface includes a navigation menu on the left with options like 'View Note', 'Instructions', 'View All Notes', and 'Templates'. The main area displays a table of current orders with columns for Current Order, Comments, Diagnosis, LabName, Expected DOC, and Action. A large blue arrow points to the 'Diagnosis' column of the first order, which contains '[E08.29]'. Below the table are buttons for 'Finalize Immunization(s)', 'Save', 'Save & Next', 'Delete Orders', and 'Print Orders'.

If no diagnoses have been added directly to an order(s), when the “Finalize” button is selected, all diagnoses on the Assessment Page will add to the requisition.



ALLERGY				Cultures	E&M Coding	Ears	Immunity Work-Up	Injections	Lab Corp Labs	Laboratory
[LC603046] Allergens (18)	[95117] Allergy Injections 2 or more injections	[95024] SET								
[95115] Allergy Injection 1 injection only	[86003] RAST									
Current Procedure	Comments	Diagnosis	Ordered on	Action						
No Current Procedures.										
Current Order	Comments	Diagnosis	LabName	Expected DOC	Action					
[83036] [Panel:HGB A1C(LC001453)] HEMOGLOBIN, GLYCOSYLATED (A1C)		[E08.29] x	Labcorp	12/21/1999						
[86781] FTA-ABS		Type ICD Code / Pro x	CPT							
[86611] [Panel:ANTIBODY; BARTONELLA(U034251)] ANTIBODY; BARTONELLA		Type ICD Code / Pro x	Quest	12/21/1999						
<span>Finalize Immunization(s)</span> <span>Save</span> <span>Save &amp; Next</span> <span>Delete Orders</span> <span>Print Orders</span>										
SERVICE CODING										

Once all orders and diagnoses have been created and “finalized”, the requisition will populate within 5 minutes (and can be tracked/printed from ADMINISTRATION>ORDER TRACKING>MESSAGES SENT TO LAB) and the “Finalize” button will gray out.

If new orders are added after these actions have been completed, it would result in a new requisition. Just to repeat, this is a better workflow for those practices that utilize open, running notes.

**ORDERS AND PROCEDURES**

Test, Ajax  
60 year old female,  
DOB: Mar 1, 1956

CLINICAL DATE  
DEC 13, 2016 TO DEC 13, 2016

View Note    Instructions  
View All Notes    Templates

ENT Note II

ALL NOTES

CURRENT NOTE

ENT HPI & ROS

Histories & Habits

ENT/Head/Neck

Medications

Orders & Procedures

Assessment & Plan

Drawing Tool    Voice Recorder

Note Sign off

Private Visit

Patient Portal Access

Sign Note

Procedures    Orders    Type CPT Code / Description to search    Add    View All Results    Show Tests due

Orders

ALLERGY    Cultures    E&M Coding    Ears    Immunity Work-Up    Injections    Lab Corp Labs    Laboratory

[86611] ANTIBODY; BARTONELLA	[PA570] EBV PANEL	[86696] HSV II IGG AND IGM	[86777] TOXOPLASMOSIS TITERS
[86652] ANTIBODY; ENCEPHALITIS, EASTERN EQUINE	[86781] FTA-ABS	[86695] HSV I IGG AND IGM	[86480] TUBERCULOSIS TEST, CELL MEDIATED IMMUNITY ANTIGEN ...
[PA654] CRANIAL NEUROPATHY PANEL	[83036] HGB A1C	[PA669] SPUTUM C/S	

Current Procedure    Comments    Diagnosis    Ordered on    Action

No Current Procedures.

Current Order    Comments    Diagnosis    LabName    Expected DOC    Action

[83036] [Panel:HGB A1C(LC001453)]  
HEMOGLOBIN; GLYCOSYLATED (A1C)

[E08.29]    Labcorp    12/21/1999

Finalize Order(s)    Save    Save & Next    Delete Orders    Print Orders

SERVICE CODING

Service Level    Medical Decision-making

Messages Sent To Lab

Filter By:

From Date:    To date:    Patient: Any    Print Status: Select    Apply

Req #	Order Name	Patient Name	Date Created	Date Sent	Print
66009866	Hemoglobin A1c	AJAX TEST	12/13/2016 11:22:08	12/13/2016 11:25:10	

## ENHANCEMENTS TO BILLING SUMMARY

WRS has added "misc charges" as well as the Current Procedural Terminology (CPT) codes to the Billing Summary

## NEW TELEHEALTH VALUE FOR BOX 24B - PLACE OF SERVICE

WRS has now added the ability to bill for Place of Service, Telehealth . This option can be enabled under **Administration>Billing Setup>Practice Place of Service** . Select "2 Telehealth" to add this option during the creation of claims. This will now be available to use on the CMS1500 in box 24B (Place of Service)

Fee Schedule Management

**Add Practice Place Of Service**

01 Pharmacy  
 02 Telehealth ←  
 03 School  
 04 Homeless Shelter

+ Add ←

**Existing Practice Place Of Services**

<input type="checkbox"/>	CODE	DESCRIPTION
<input type="checkbox"/>	11	Office
<input type="checkbox"/>	21	Inpatient Hospital
<input type="checkbox"/>	22	Outpatient Hospital
<input type="checkbox"/>	23	Emergency Room – Hospital
<input type="checkbox"/>	24	Ambulatory Surgical Center

Delete

+ Add

**Existing Practice Place Of Services**

<input type="checkbox"/>	CODE	DESCRIPTION	ADDED ON
<input type="checkbox"/>	11	Office	01/25/2017
<input type="checkbox"/>	21	Inpatient Hospital	01/25/2017
<input type="checkbox"/>	22	Outpatient Hospital	01/25/2017
<input type="checkbox"/>	23	Emergency Room – Hospital	01/25/2017
<input type="checkbox"/>	24	Ambulatory Surgical Center	01/25/2017
<input type="checkbox"/>	02	Telehealth <span style="color: red; font-size: 2em;">←</span>	02/03/2017

Delete

READ BACK OF FORM BEFORE COMPLETING & SIGNING THIS FORM

12. PATIENT'S OR AUTHORIZED PERSON'S SIGNATURE: I authorize the release of any medical or other information necessary to process this claim. I also request payment of government benefits either to myself or to the party who accepts assignment below.

SIGNED: Signature on File DATE: \_\_\_\_\_

13. INSURED'S OR AUTHORIZED PERSON'S SIGNATURE: I authorize payment of medical benefits to the undersigned physician or supplier for services described below.

SIGNED: \_\_\_\_\_

14. DATE OF CURRENT ILLNESS, INJURY, OR PREGNANCY (LMP) 15. OTHER DATE

16. DATES PATIENT LIABLE TO WORK IN CURRENT OCCUPATION

17. NAME OF REFERRING PROVIDER OR OTHER SOURCE 17a. \_\_\_\_\_ 17b. NPI \_\_\_\_\_

18. HOSPITALIZATION DATES RELATED TO CURRENT SERVICES

19. ADDITIONAL CLAIM INFORMATION (Designated by NUCC)

20. OUTSIDE LAB?  YES  NO \$ CHARGES \_\_\_\_\_

21. DIAGNOSIS OR NATURE OF ILLNESS OR INJURY Relate A-L to service line below (24E) ICD Ind: 0

A. R70.1 B. \_\_\_\_\_ C. \_\_\_\_\_ D. \_\_\_\_\_

E. \_\_\_\_\_ F. \_\_\_\_\_ G. \_\_\_\_\_ H. \_\_\_\_\_

I. \_\_\_\_\_ J. \_\_\_\_\_ K. \_\_\_\_\_ L. \_\_\_\_\_

22. RESUBMISSION CODE ORIGINAL REF. NO. \_\_\_\_\_

23. PRIOR AUTHORIZATION NUMBER \_\_\_\_\_

24. A. DATE(S) OF SERVICE B. PLACE OF SERVICE C. PROCEDURE, SERVICES, OR SUPPLIES D. DIAGNOSIS E. F. G. H. I. J.

From	To	EMG	Modifier	Diagnosis Pointer	\$ CHARGES	ORIG OR UNITS	ICD 9/10	QUAL	RENDERING PROVIDER ID #
02	03	2017	02	03	2017	11			
02	03	2017	02	03	2017	11			
02	03	2017	02	03	2017	11			
02	03	2017	02	03	2017	11			
02	03	2017	02	03	2017	11			
02	03	2017	02	03	2017	11			

25. FEDERAL TAX I.D. NUMBER SSN EIN 26. PATIENT'S ACCOUNT NO. 27. ACCEPT ASSIGNMENT? 28. TOTAL CHARGE 29. AMOUNT PAID 30. Rsvd for NUCC Use

Verify and Print Patient Statement Send To Hold Queue

### NEW - PATIENT LOCATION REGISTRATION (OPTIONAL)

Functionality has been added to allow for Patient Location to be entered during registration. An additional control allows the practice to specify if Location is required or optional at registration.

Sex \*  Male  Female

Phone \*  -  -

Type \*

Email


Street 1

Street 2

Zip


Practice Location

Marital Status



An additional control allows the practice to specify if Location is required or optional at registration.

CPT SUPERBILL LEVEL	<input type="radio"/> PRACTICE LEVEL SUPERBILL	<input checked="" type="radio"/> USER CUSTOMIZED SUPERBILL	
SPECIMEN COLLECTED AT	<input type="checkbox"/> DRAW STATION	<input type="checkbox"/> PRACTICE	
PATIENT REGISTRATION	<input type="radio"/> COMPLETE ?	<input type="radio"/> PORTAL-COMPLIANT ?	<input checked="" type="radio"/> QUICK ?
INCLUDE PRACTICE LOCATION ON PATIENT REGISTRATION	<input checked="" type="radio"/> ENABLED	<input type="radio"/> DISABLED	
PRACTICE LOCATION IS MANDATORY ON PATIENT REGISTRATION	<input type="radio"/> ENABLED	<input checked="" type="radio"/> DISABLED	



Save