



To: All WRS Users
From: WRS Development Team
Date: 04/19/10 [updated]
Re: System Update to Waiting Room Solutions


The WRS Development Team will be performing a software update to the Waiting Room Solutions System on April 17, 2010. The updated version of the system includes the following enhancements and added functionality. These have been designed to improve overall system functionality, security and usability. This update includes the following:

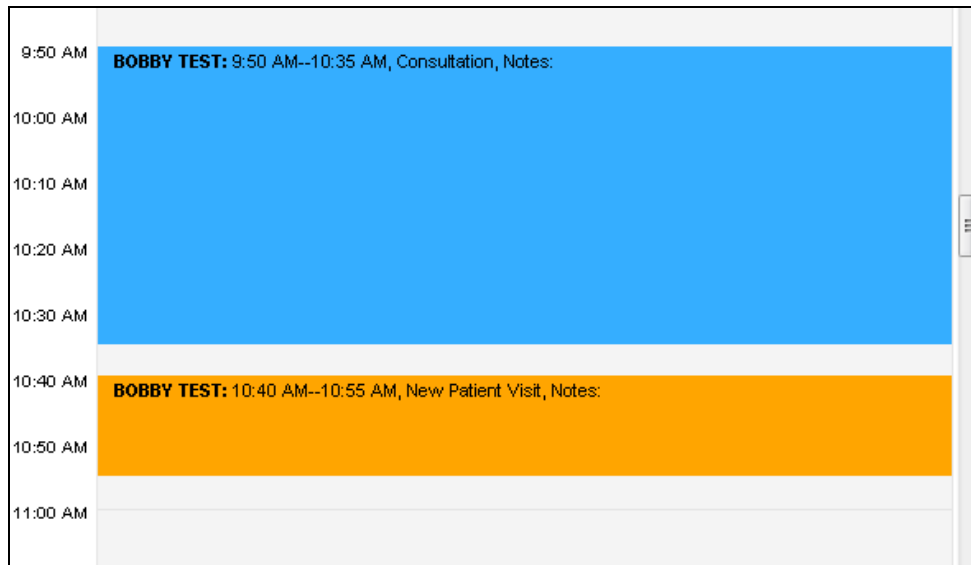
Scheduler: Appointment Type Color Coding [UPDATED]

Appointments types can now be associated with a selected color. Under Administration>Scheduler Setup>Practice Appointment Types users can now specify a color to be associated with any existing or new appointment types:

Practice Appointment Type Details	
Appointment Type Name*	<input type="text" value="New Patient Visit"/>
Description	<div><p>New Patient Visit</p><p>B <i>I</i> <u>U</u></p></div>
Abbreviation*	<input type="text" value="new"/> (3 characters maximum)
Appointment Length*	<input type="text" value="45"/> (minutes)
Excluded from Reminder	<input type="checkbox"/>
Color Code	<input type="text" value="35AEFF"/> Pick

Save Deactivate Cancel





Under the **Administration>Schedule Setup>** tab a new section has been added to the bottom of the page called **Scheduler Setup**. On this page, the practice can now customize the hours and time grid in the **Appointment View**:

Practice Appointment Types Practice Exception Types Practice Exceptions Record Reminder and Recall Messages Scheduler Display

Scheduler Display

The following properties set the viewable start and end times for the practice schedule.
Time interval defines the gap between appointments on the scheduler view.

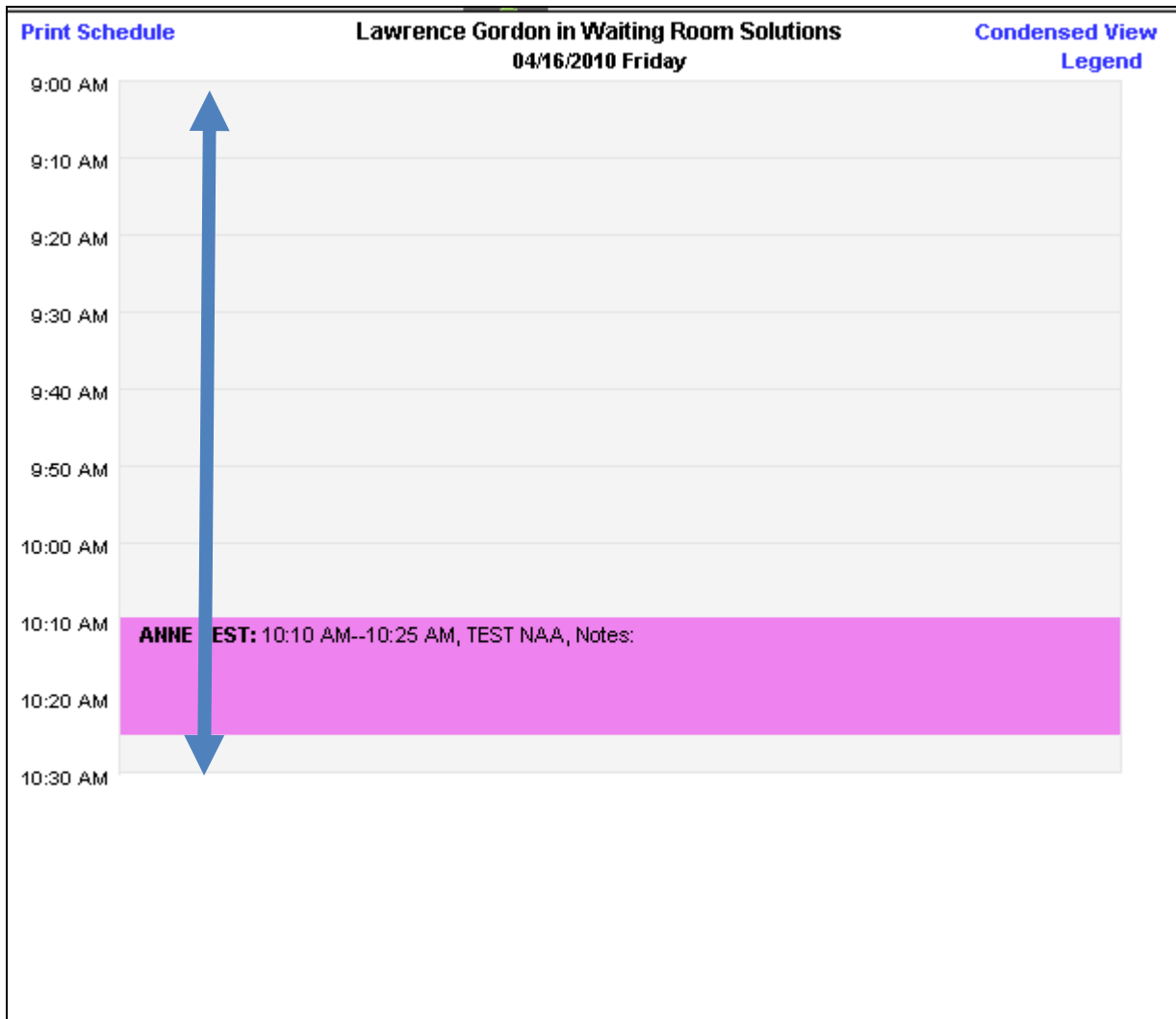
Start Time: 09 : 00 AM

End Time: 05 : 00 PM

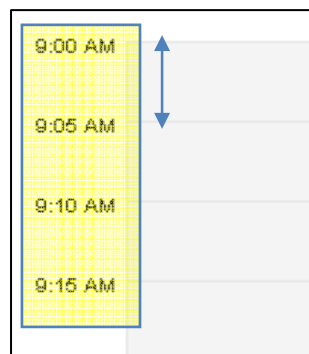
Time Interval: 10

Submit

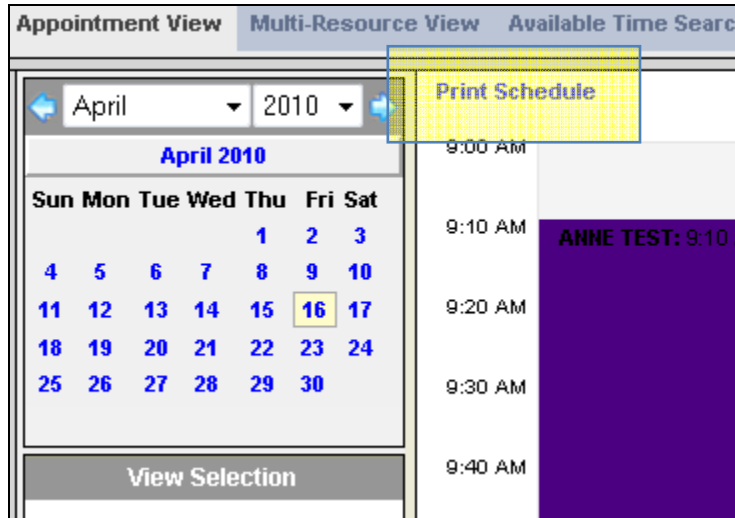
Start Time and End Time – Allows the practice to specify the exact start and end hours to be displayed in the Schedule View. This enhancement eliminates need to view the schedule for a complete 24 hour period.



Time Interval - Allows the practice to specify a customized time grid the Schedule View. This enhancement eliminates the previous need to view the schedule in 10 minute intervals.



Print Schedule has now been added as a single click function from the **Schedule View** page.



Patient Health Portal - Website 2.0

Under Administration> Practice Setup>Website 2.0 – Practices can now request that their patient portal website be moved over to the new Website 2.0. This new functionality offers the following features:

- Cross browser compatibility for the Patient Portal Website to accommodate viewing in Safari, Firefox and other browsers
- Enhanced user interface on the patient portal screens
- Ability to upload and display practice forms (pdf, doc, gif, jpeg) for patients to download and print on the practice portal website (forms are added under Admin>Practice Setup>Practice Forms)

Note: Practices MUST send in a support ticket requesting to be switched from Website 1.0 to Website 2.0. All existing content will be carried over from the Website 1.0 setup to the website 2.0 Site.

Miscellaneous Enhancements & Adjustments

Several enhancements and adjustments have been made to overall system functionality. These include, but are not limited to, the following:

- **ICD Order** – Providers can now specify the order of ICD codes under the Assessment & Plan portion of the note. ID codes will then appear on the CMS 1500 in that specified order
- **Patient Search** – the patient account number can now be used as a criteria for Patient Quick Search
- **Social History** – decimal values are now accepted under numerical fields in the Social History area
- **Emergency Contact** - Under **Patient Management>Contact Information>Emergency and Family Contacts** the **Relationship** field is now displayed, eliminating the need to go into the record Details
- **Health Maintenance** – functionality had been added to allow the cancellation of tests