



To: All WRS Users
From: WRS Development Team
Date: 10/14/2011
Re: System Update to Waiting Room Solutions

The WRS Development Team will be performing a software update to the Waiting Room Solutions System on or about October 14, 2011. This release will include the following:

FAX MULTIPLE OUTGOING DOCUMENTS

The ability to fax multiple outgoing documents from a patient chart has been added. Documents are selected on the **EMR ALL Note** page by checking the corresponding **Fax** box next to each item. Press the **Fax Selected Documents** button when all documents to be included have been checked:

EMR Note (Current Practice: 4 / Other Practices: 0)

Date	Type of note	Signature	Assessment	Drop	Fax
Oct 02, 2011	Visit Note II	unsigned	CALCIFYING TENDINITIS OF SHOULDER (726.11) Anemia in chronic kidney disease (285.21) Anemia in chronic kidney disease (285.21) Family history of malignant neoplasm, ovary (V16.41)	Drop	<input type="checkbox"/>
Sep 21, 2011	Visit Note II	unsigned		Drop	<input type="checkbox"/>
Sep 21, 2011	Visit Note II	Doctor Test, MD	CALCIFYING TENDINITIS OF SHOULDER (726.11) Anemia in chronic kidney disease (285.21)		<input type="checkbox"/>
Sep 15, 2011	Visit Note	unsigned		Drop	<input type="checkbox"/>

DOCUMENTS [Show All Documents](#) Current Practice: [View All Documents](#)

Lab Report (Current Practice: 1 / Other Practices: 0) Fax

09/15/2011 [Lab Report: Comp Panel](#) [Fax](#) [Modify / Delete / Fax](#)

Radiology Report (Current Practice: 1 / Other Practices: 0) Fax

09/15/2011 [Radiology Report: test](#) [Fax Comments](#) [Modify / Delete / Fax](#)

Figure 1: EMR All Note>Fax Multiple Documents

Once the selection has been made a **Fax Multiple Documents** dialog box will open. **Fax To** (Provider Name), **Fax Number** and **Phone Number** of the fax recipient should be selected (**Manage Patients>Providers**) and/or manually entered here. Fax cover notes can also be entered here, as needed. When you are ready to transmit press **Send Fax** :

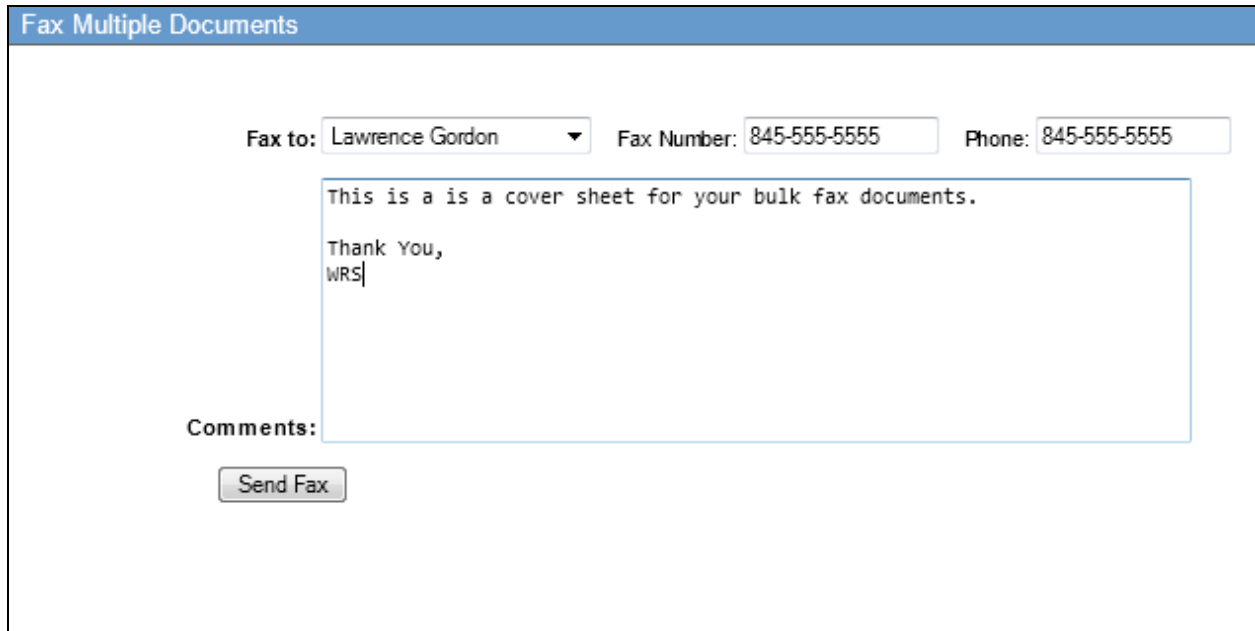


Figure 2: EMR All Note>Fax Multiple Documents>Cover Sheet

Once the fax has been sent a confirmation message will be presented:

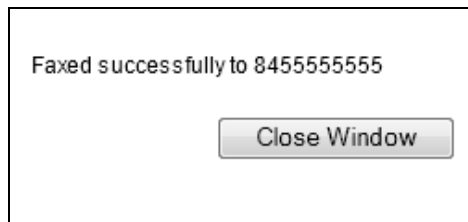


Figure 3: EMR All Note>Confirmation of Fax Sent

SENDING FAX COMMENTS

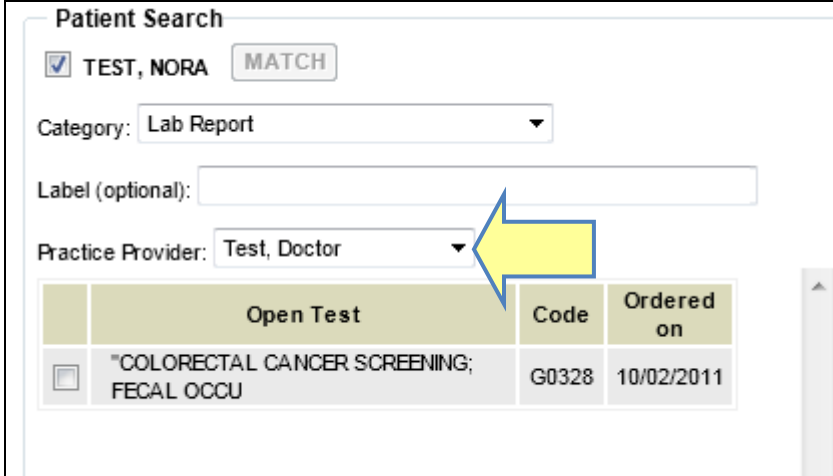
Fax Comments are now included with all outgoing fax documents, as applicable:



Figure 4: EMR All Note>Fax Comments

PROVIDER TASK UPON FAX ASSIGNMENT

Functionality has been added to automatically assign a task to the **Practice Provider** when an incoming **Fax Queue** document has been assigned to them:



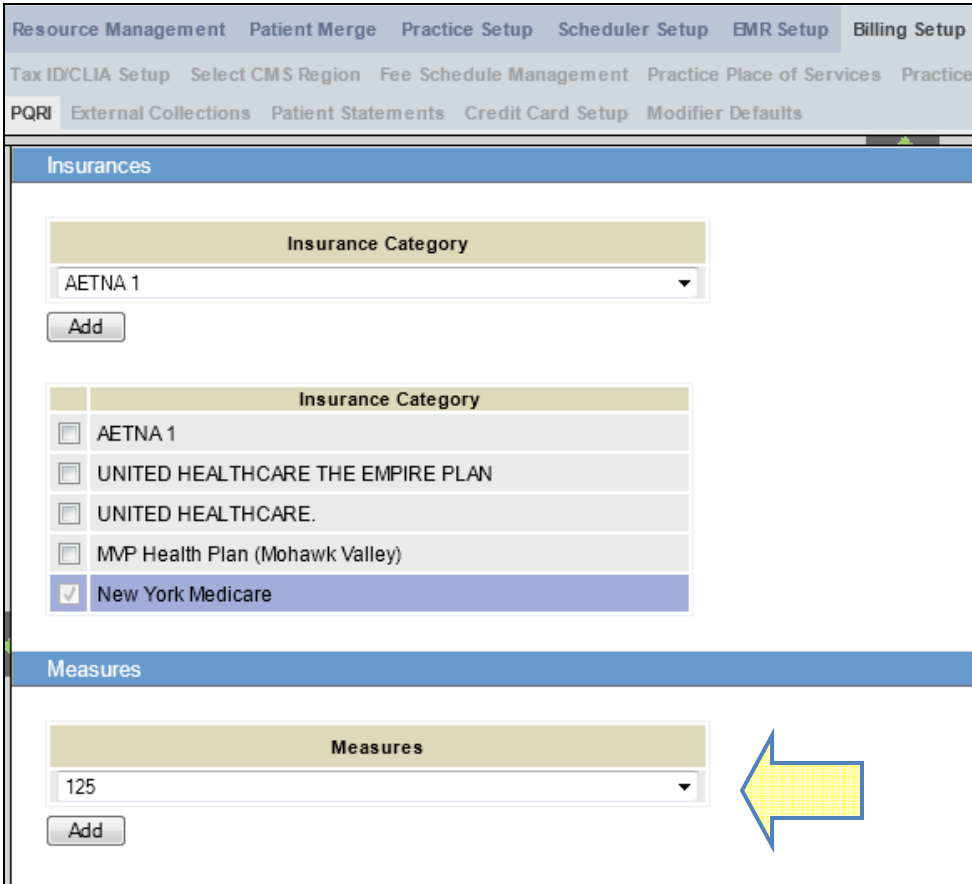
The screenshot shows a 'Patient Search' form. At the top, there is a checkbox for 'TEST, NORA' and a 'MATCH' button. Below this is a 'Category' dropdown menu set to 'Lab Report'. A 'Label (optional):' text box is empty. The 'Practice Provider:' dropdown menu is set to 'Test, Doctor' and is highlighted with a yellow arrow pointing to it from the right. Below the form is a table with columns: 'Open Test', 'Code', and 'Ordered on'. The table contains one row with a checkbox, the text '"COLORECTAL CANCER SCREENING; FECAL OCCU', the code 'G0328', and the date '10/02/2011'.

Open Test	Code	Ordered on
<input type="checkbox"/> "COLORECTAL CANCER SCREENING; FECAL OCCU	G0328	10/02/2011

Figure 5: Manage Documents>Fax Queue>Patient Search>Practice Provider

SELECTION OF PQRI MEASURES

Practices can now specify which PQRI Measures (corresponding CPT Codes) will be added to their claims:



The screenshot shows the 'Billing Setup' menu with 'PQRI' selected. The 'Insurances' section has a dropdown for 'Insurance Category' set to 'AETNA 1' and an 'Add' button. Below is a table with columns: 'Insurance Category'. The table contains five rows with checkboxes: 'AETNA 1', 'UNITED HEALTHCARE THE EMPIRE PLAN', 'UNITED HEALTHCARE.', 'MVP Health Plan (Mohawk Valley)', and 'New York Medicare' (which is checked). The 'Measures' section has a dropdown for 'Measures' set to '125' and an 'Add' button. A yellow arrow points to the 'Measures' dropdown.

Insurance Category
<input type="checkbox"/> AETNA 1
<input type="checkbox"/> UNITED HEALTHCARE THE EMPIRE PLAN
<input type="checkbox"/> UNITED HEALTHCARE.
<input type="checkbox"/> MVP Health Plan (Mohawk Valley)
<input checked="" type="checkbox"/> New York Medicare

Figure 6: Administration>Billing Setup>PQRI

PQRI Measures are selected under **Billing Setup>PQRI**. Note that this selection must be made before claims are created. This will become the practice default for all claims:

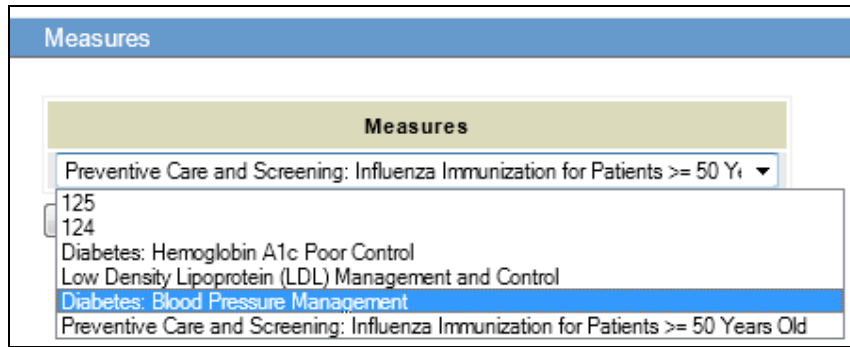


Figure 7: Administration>Billing Setup>PQRI>Measures

WRS will be adding additional PQRI Measures in the future.

Complete information about ***The 2011 Physician Quality Reporting System (Physician Quality Reporting) Measures*** can be found on the CMS Website at https://www.cms.gov/PQRS/15_MeasuresCodes.asp#TopOfPage

Additional Enhancements & Adjustments

Several enhancements and adjustments have been made to overall system functionality. These include, but are not limited to, the following items:

- ICD-9 codes have been updated for 2012
- Print function has been added to EDC Report
- Fax function has been added on the View EMR Upload File Page